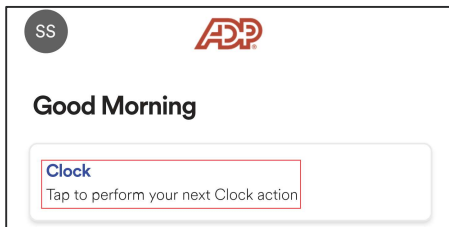


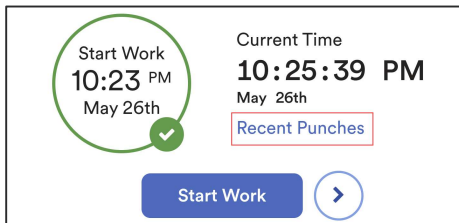
# Mobile Guide - Viewing Your Timecard

## Review Recent Punches

1. Log onto the **ADP Mobile Solutions App**.
2. From the ADP Mobile Dashboard, tap **Clock**.



3. From the Clocking Page, Tap **Recent Punches**.



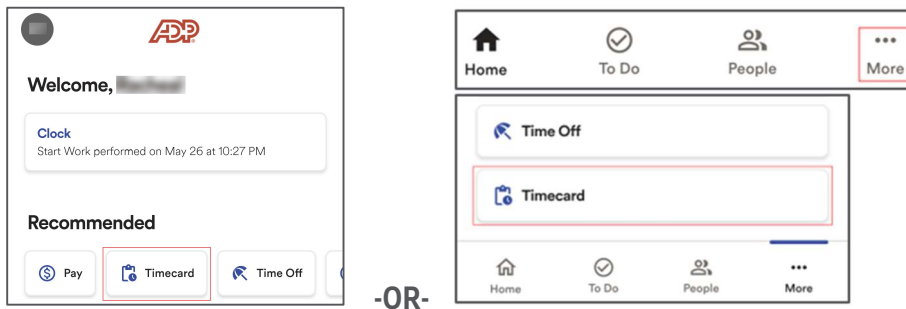
4. From the Recent Punches Screen there is a list of the most recent punches.

RECENT PUNCHES			×
Date	Timestamp	Action	
Feb 15	2:37 PM	Start Work	
Feb 15	2:33 PM	Start Work	

# Mobile Guide - Viewing Your Timecard

## Review Timecard

1. From the Mobile Dashboard, Select **Timecard** under Recommended.  
Alternatively, Tap on **More**, and Select **Timecard**.



2. From the Timecard menu the current, and next pay period timecards are accessible for viewing only by default.

