

# Installing the ADP Mobile Application

## Objectives:

- To provide a general guide on where to go to download the ADP Mobile Application.

## Resources:


- You can also find client facing instructions here : <https://www.adp.com/what-we-offer/products/adp-mobile-solutions/help-and-support.aspx>

## System Requirements:

- iPhone with iOS 10.0 or higher
- iPad, or iPod touch, with iOS 10.0 or higher
- Android v5.0 or higher

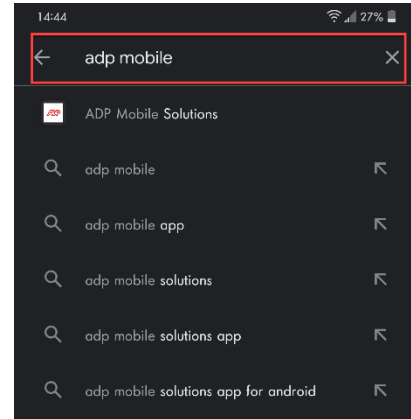
## Install Steps:

- Access the App store via your phone  
(Note the steps listed here are for Android but the process is the same for both systems.)

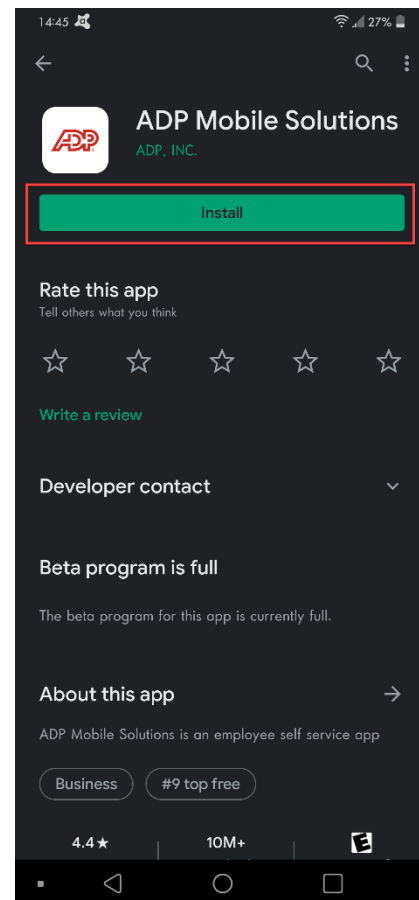


# Installing the ADP Mobile Application

- Search ADP mobile solutions in the stores search window
- When ADP mobile solutions shows in the search results tap on the icon to go to the store page



- Tap install





# Installing the ADP Mobile Application

- Once install is completed open the program to access the login page

